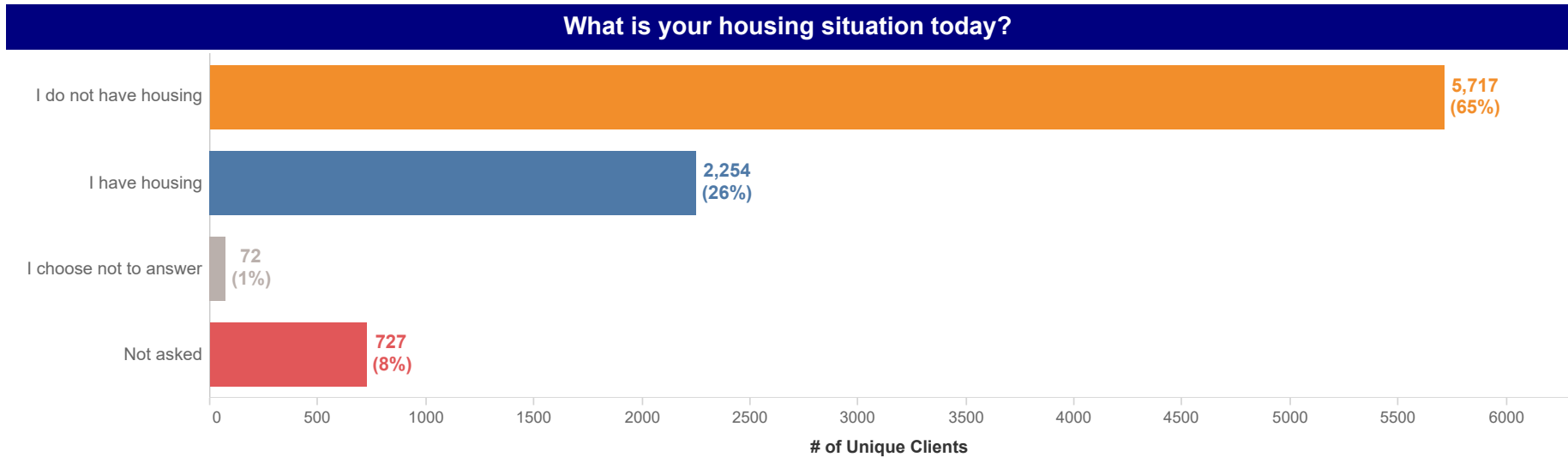
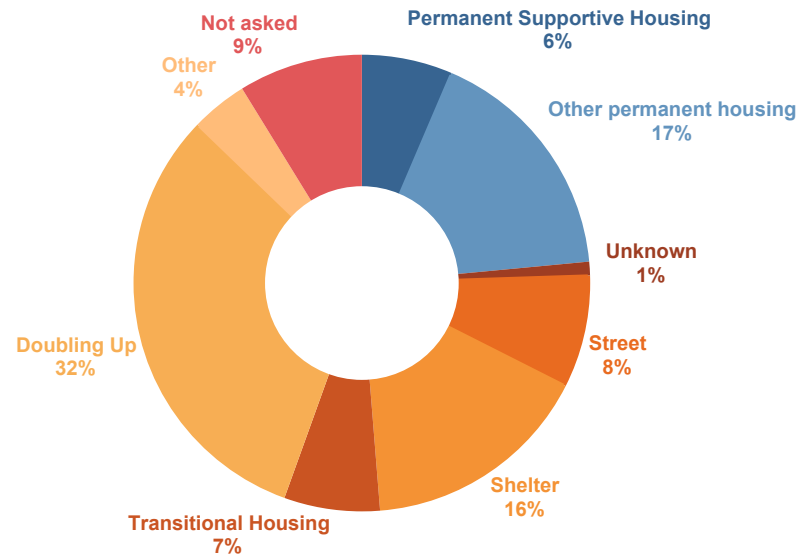


# Housing Status (Jan 1, 2018 - Sep 30, 2018)



Of the 8,770 clients seen during the time period Jan 2018 to Sep 2018, 8,043 were asked the question "What is your housing situation today?" while 727 were never asked. This view includes the most recent response to the housing situation question where information was provided. When a client had multiple responses during the same visit, the worst response was selected.

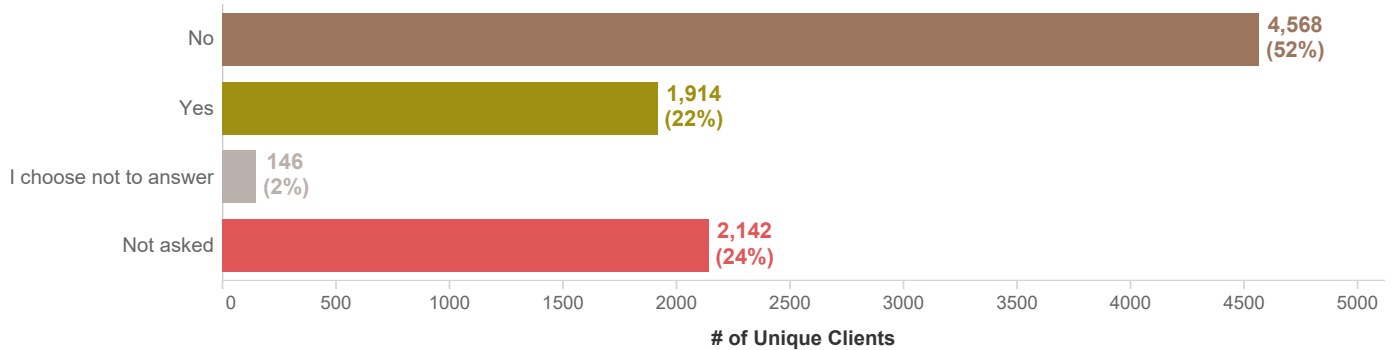
### Where did you stay last night?



Of the 8,770 clients seen during the time period Jan 2018 to Sep 2018, 8,001 were asked the question "Where did you stay last night?" while 769 were never asked. This view includes the most recent response to this question where information was provided. When a client had multiple responses during the same visit, the worst response was selected.

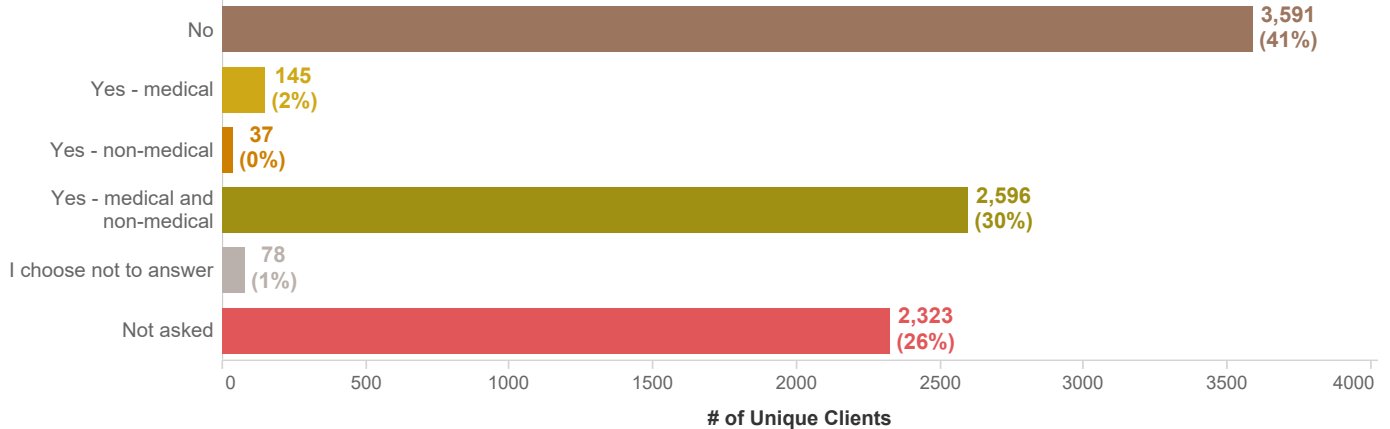
# SDH Episodic Questions (Jan 1, 2018 - Sep 30, 2018)

## Are you worried about losing your housing?



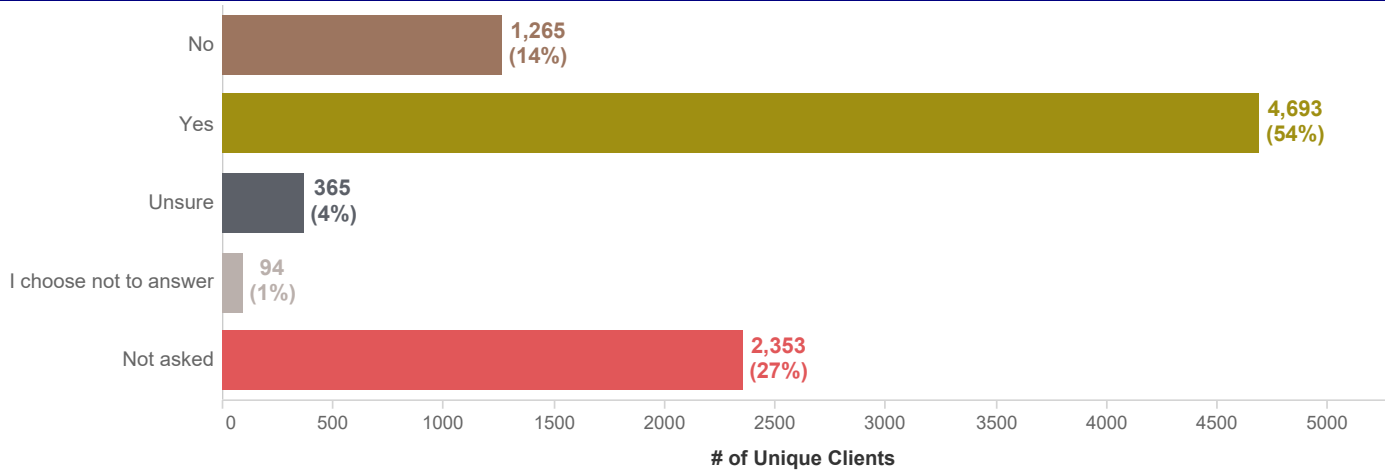
Of the 8,770 clients seen during the time period Jan 2018 to Sep 2018, 6,628 were asked the question "Are you worried about losing your housing?" while 2,142 were never asked. This view includes the most recent response to this question where information was provided. When a client had multiple responses during the same visit, the worst response was selected.

## Has lack of transportation kept you from medical appointments, meetings, work, or from getting things needed for daily living?



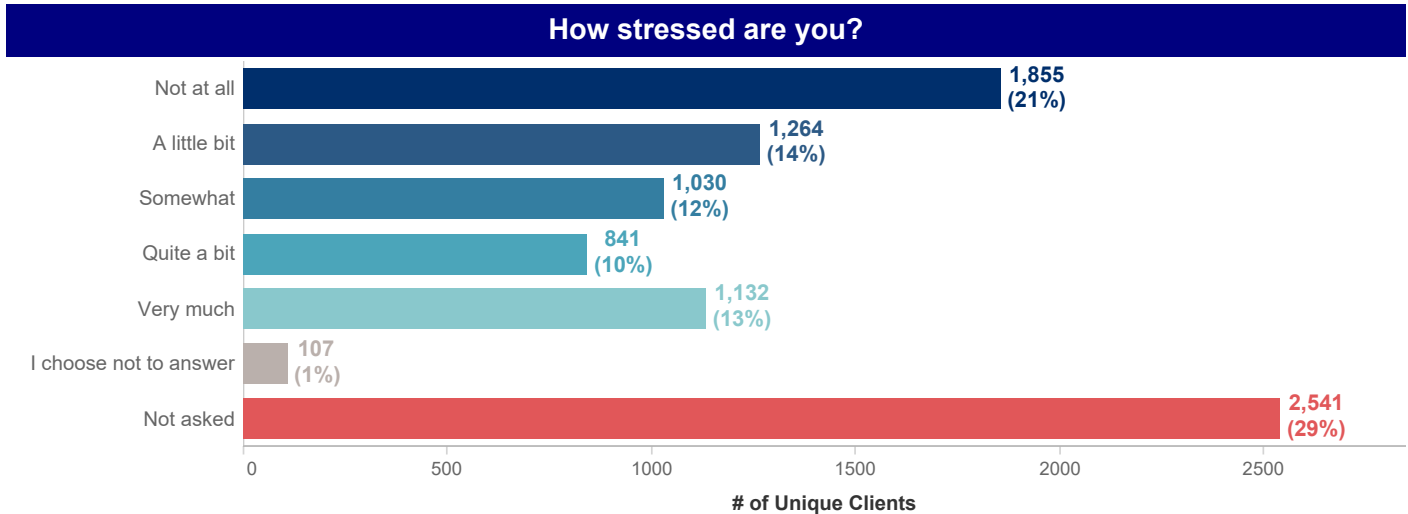
Of the 8,770 clients seen during the time period Jan 2018 to Sep 2018, 6,447 were asked the question "Has lack of transportation kept you from medical appointments, meetings, work, or from getting things needed for daily living?" while 2,323 were never asked. This view includes the most recent response to this question where information was provided. When a client had multiple responses during the same visit, the worst response was selected.

## Do you feel physically and emotionally safe where you live?

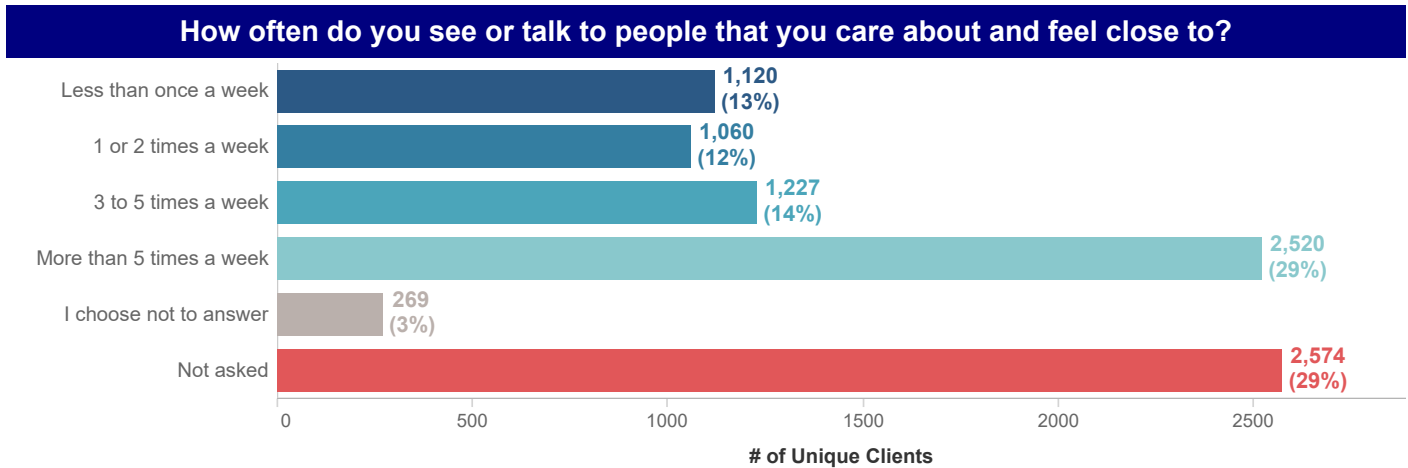


Of the 8,770 clients seen during the time period Jan 2018 to Sep 2018, 6,417 were asked the question "Do you feel physically and emotionally safe where you live?" while 2,353 were never asked. This view includes the most recent response to this question where information was provided. When a client had multiple responses during the same visit, the worst response was selected.

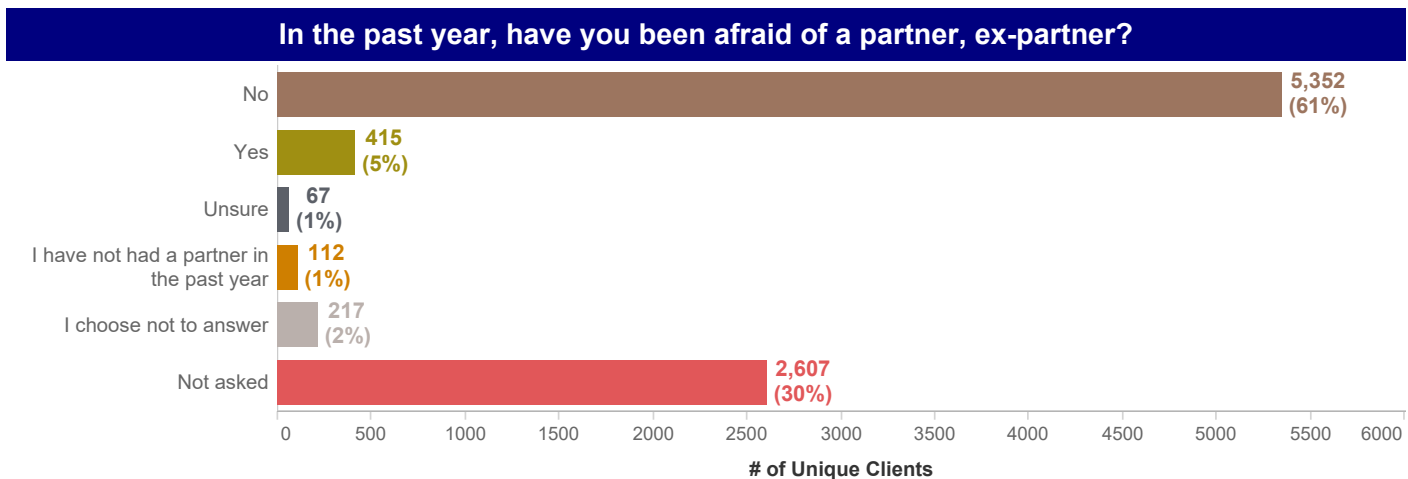
# SDH 90-Day Questions (Jan 1, 2018 - Sep 30, 2018)



Of the 8,770 clients seen during the time period Jan 2018 to Sep 2018, 6,229 were asked the question "How stressed are you?" while 2,541 were never asked. This view includes the most recent response to this question where information was provided. When a client had multiple responses during the same visit, the worst response was selected.



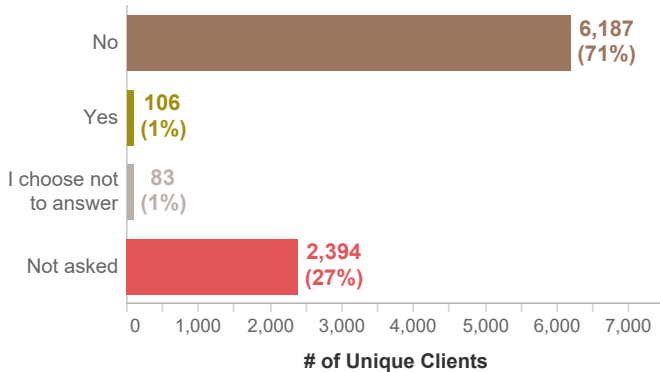
Of the 8,770 clients seen during the time period Jan 2018 to Sep 2018, 6,196 were asked the question "How often do you see or talk to people that you care about and feel close to?" while 2,574 were never asked. This view includes the most recent response to this question where information was provided. When a client had multiple responses during the same visit, the worst response was selected.



Of the 8,770 clients seen during the time period Jan 2018 to Sep 2018, 6,163 were asked the question "In the past year, have you been afraid of a partner, ex-partner?" while 2,607 were never asked. This view includes the most recent response to this question where information was provided. When a client had multiple responses during the same visit, the worst response was selected.

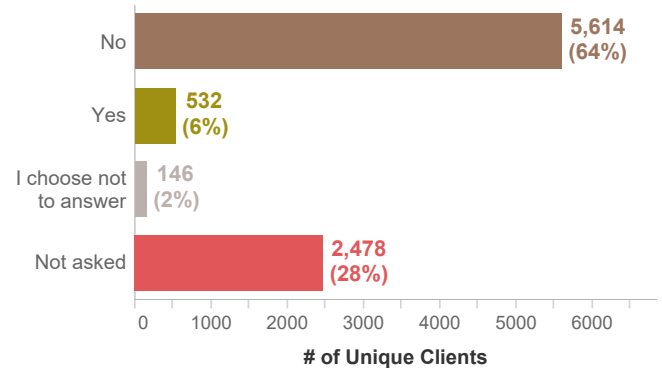
# SDH Annual Questions (Jan 1, 2018 - Sep 30, 2018)

At any point in the last 2 years, has seasonal or migrant farm work been your or your family's main source of income?



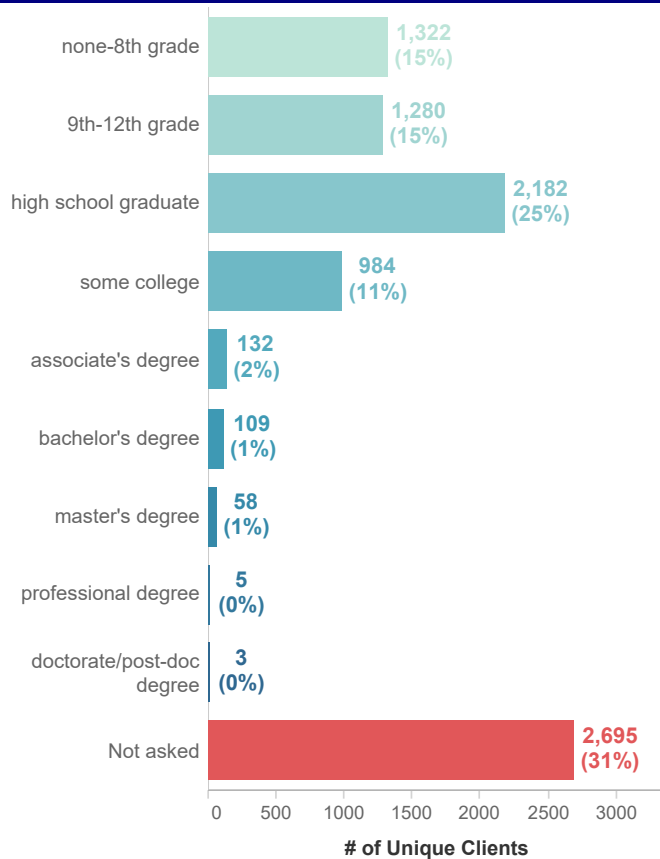
Of the 8,770 clients seen during the time period Jan 2018 to Sep 2018, 6,376 were asked the question "At any point in the last 2 years, has seasonal or migrant farm work been your or your family's main source of income?" while 2,394 were never asked. This view includes the most recent response to this question where information was provided. When a client had multiple responses during the same visit, the worst response was selected.

In the past year, have you spent more than 2 nights in a row in a jail, prison, detention center or juvenile correctional facility?



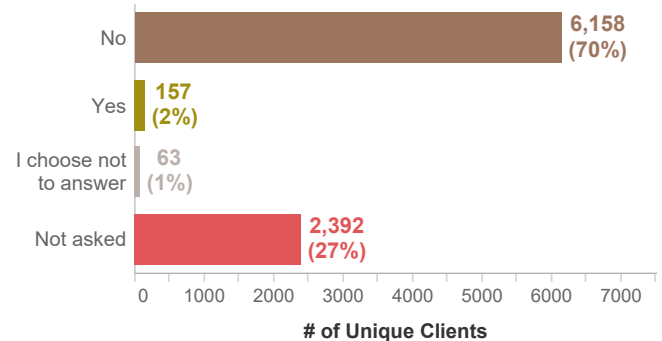
Of the 8,770 clients seen during the time period Jan 2018 to Sep 2018, 6,292 were asked the question "In the past year, have you spent more than 2 nights in a row in a jail, prison, detention center or juvenile correctional facility?" while 2,478 were never asked. This view includes the most recent response to this question where information was provided. When a client had multiple responses during the same visit, the worst response was selected.

What is the highest level of school that you have finished?



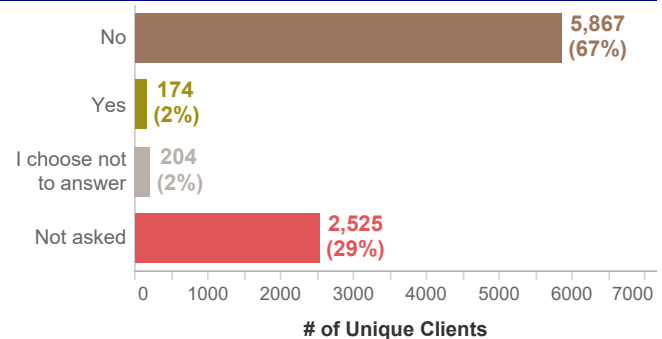
Of the 8,770 clients seen during the time period Jan 2018 to Sep 2018, 6,075 were asked the question "What is the highest level of school that you have finished?" as part of a baseline summary while 2,695 were never asked. This view includes the most recent response to this question where information was provided. When a client had multiple responses during the same visit, the worst response was selected.

Have you been discharged from the armed forces of the US?



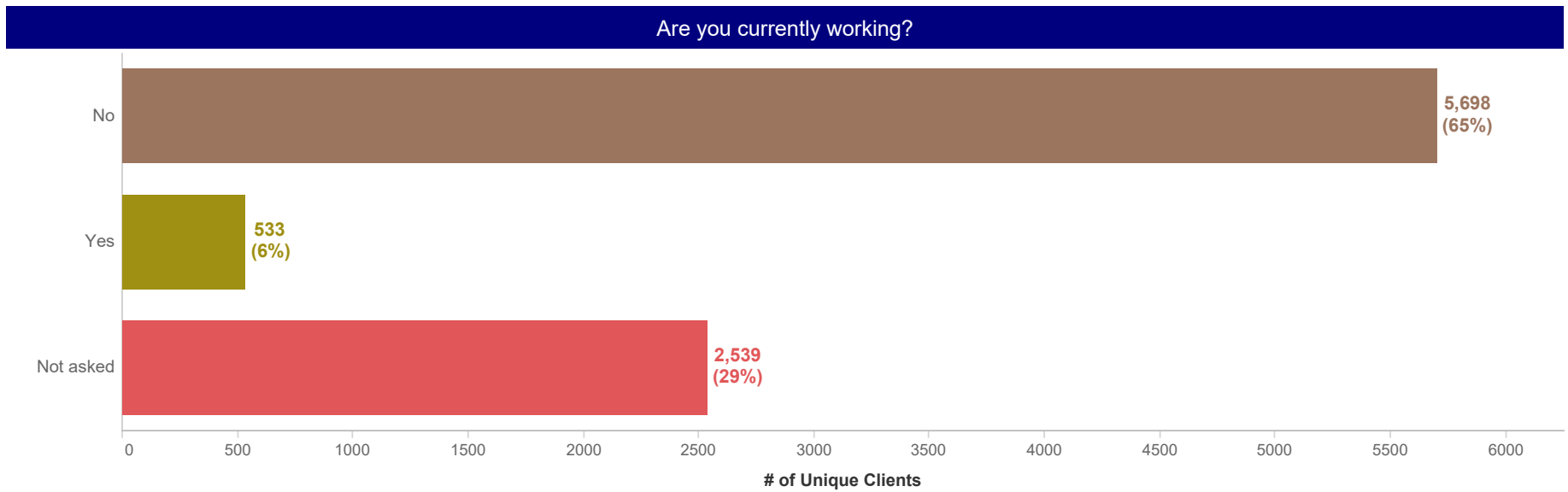
Of the 8,770 clients seen during the time period Jan 2018 to Sep 2018, 6,378 were asked the question "Have you been discharged from the armed forces of the US?" while 2,392 were never asked. This view includes the most recent response to this question where information was provided. When a client had multiple responses during the same visit, the worst response was selected.

Are you a refugee?



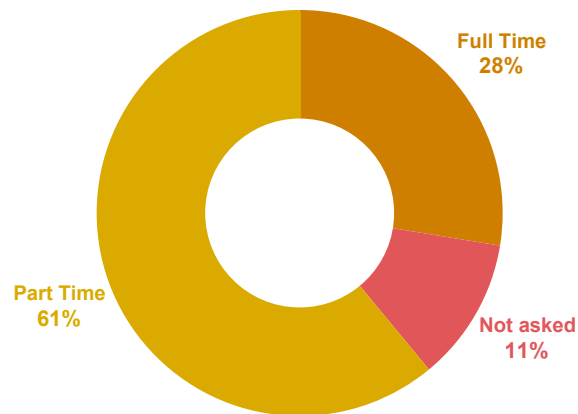
Of the 8,770 clients seen during the time period Jan 2018 to Sep 2018, 6,245 were asked the question "Are you a refugee?" while 2,525 were never asked. This view includes the most recent response to this question where information was provided. When a client had multiple responses during the same visit, the worst response was selected.

# Work Status (Jan 1, 2018 - Sep 30, 2018)



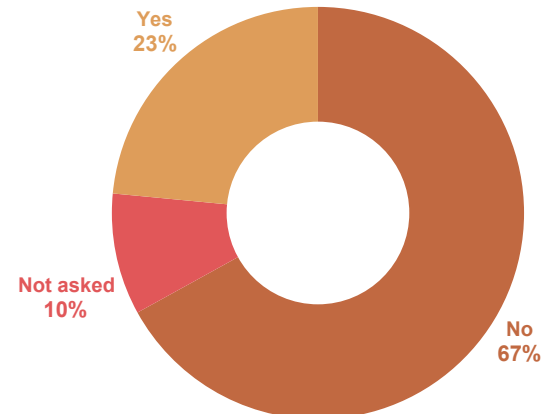
Of the 8,770 clients seen during the time period Jan 2018 to Sep 2018, 6,231 were asked the question "Are you currently working?" while 2,539 were never asked. This view includes the most recent response to this question where information was provided. When a client had multiple responses during the same visit, the worst response was selected.

## What is your current work situation?



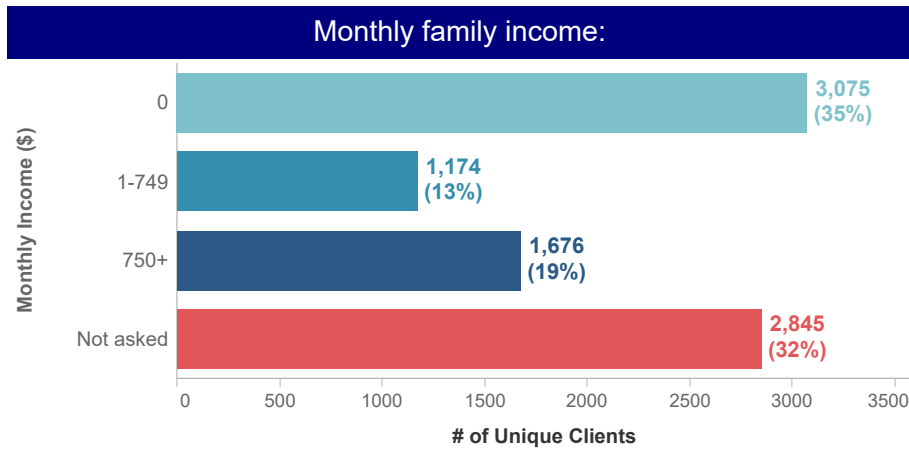
Of the 533 clients who most recently responded "yes" to the question "Are you currently working?", 472 were then asked the question "What is your current work situation?" while 61 were not asked.

## Are you seeking work?

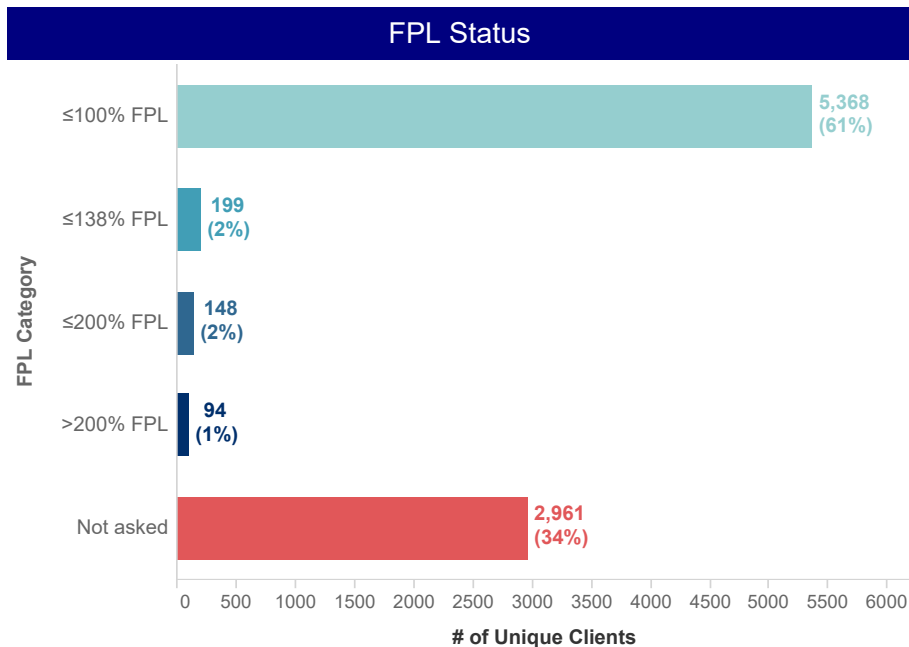


Of the 5,698 clients who most recently responded "no" to the question "Are you currently working?", 5,155 were then asked the question "Are you seeking work?" while 543 were not asked.

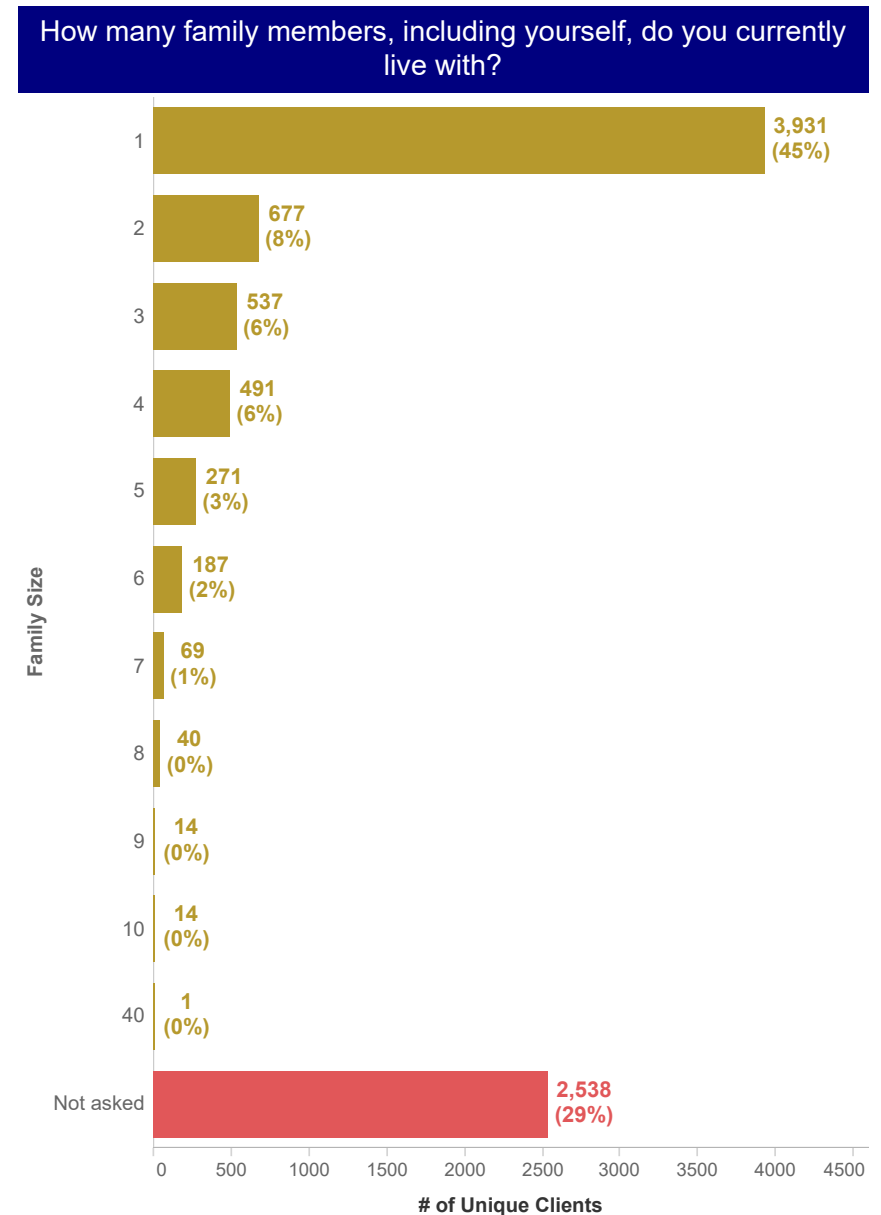
# Family Size and Monthly Family Income (Jan 1, 2018 - Sep 30, 2018)



Of the 8,770 clients seen during the time period Jan 2018 to Sep 2018, 5,925 were asked the question "Monthly family income:" while 2,845 were never asked. This view includes the most recent response to this question where information was provided. When a client had multiple responses during the same visit, the worst response was selected.



Of the 8,770 clients seen during the time period Jan 2018 to Sep 2018, 5,809 were asked both "Monthly family income:" and "How many family members, including yourself, do you currently live with?" while 2,961 were not asked one or both questions. FPL category was calculated off the most recent response where information was provided for both questions.



Of the 8,770 clients seen during the time period Jan 2018 to Sep 2018, 6,232 were asked the question "How many family members, including yourself, do you currently live with?" while 2,538 were never asked. This view includes the most recent response to this question where information was provided. When a client had multiple responses during the same visit, the worst response was selected.

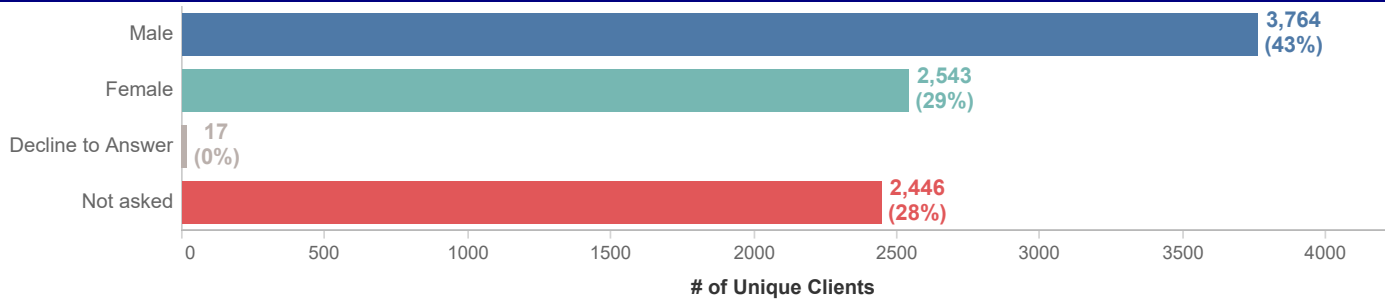
**In the past year, have you / any family members you live with been unable to get any of the following when it was needed? (Jan 1, 2018 - Sep 30, 2018)**



8,770 clients were seen during the time period of Jan 1, 2018 to Sep 30, 2018. This view includes the most recent response for each item listed under the question "In the past year, have you/any family members your live with been unable to get any of the following when it was needed?". When a client had multiple responses during the same visit, the worst response was selected. Clients who were never asked about a listed item were classified as "Not asked".

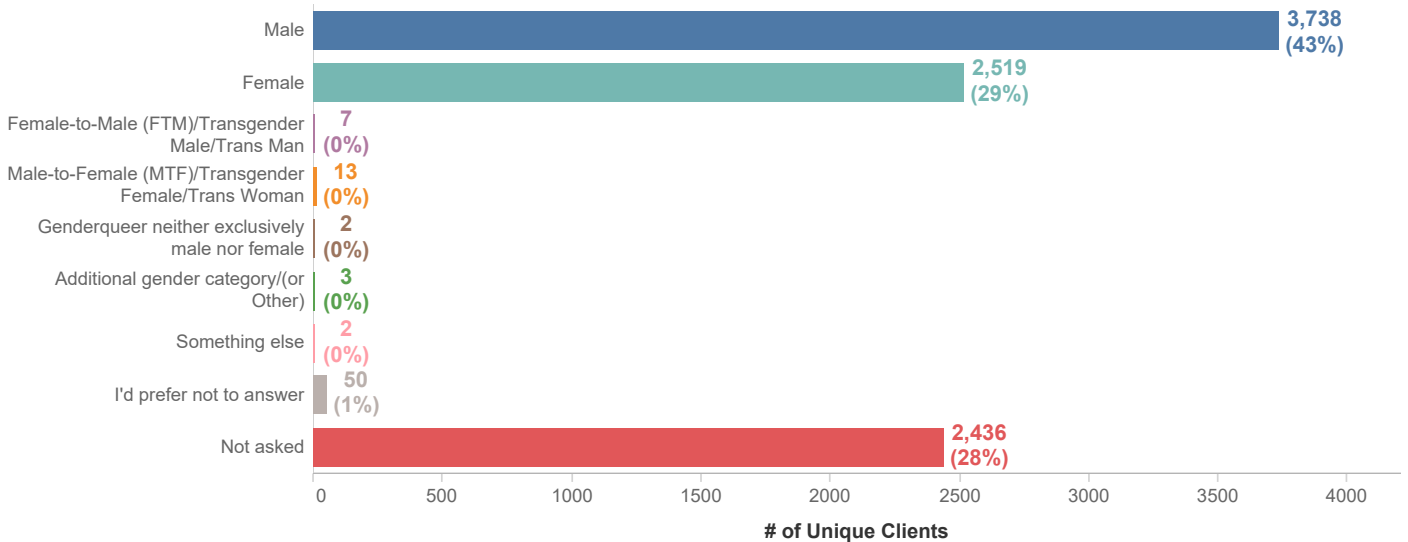
# Gender Identity and Sexual Orientation (Jan 1, 2018 - Sep 30, 2018)

## What sex were you assigned at birth on your original birth certificate?



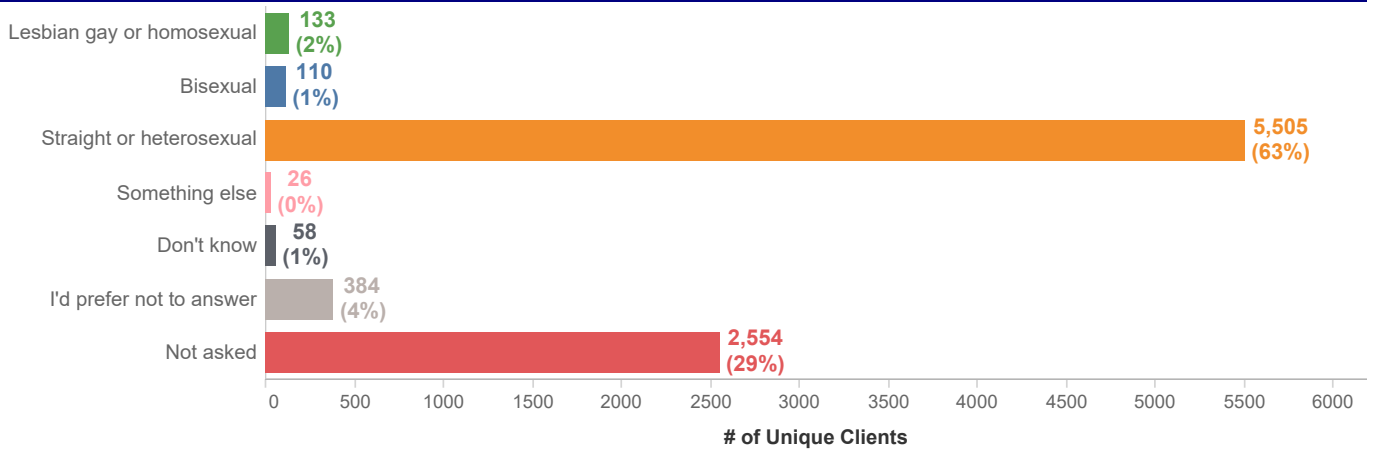
Of the 8,770 clients seen during the time period Jan 2018 to Sep 2018, 6,324 were asked the question "What sex were you assigned at birth on your original birth certificate?" while 2,446 were never asked. This view includes the most recent response to this question where information was provided. When a client had multiple responses during the same visit, the worst response was selected.

## Gender you identify as:



Of the 8,770 clients seen during the time period Jan 2018 to Sep 2018, 6,334 were asked the question "Gender you identify as:" while 2,436 were never asked. This view includes the most recent response to this question where information was provided. When a client had multiple responses during the same visit, the worst response was selected.

## Do you consider yourself:



Of the 8,770 clients seen during the time period Jan 2018 to Sep 2018, 6,216 were asked the question "Do you consider yourself:" while 2,554 were never asked. This view includes the most recent response to this question where information was provided. When a client had multiple responses during the same visit, the worst response was selected.