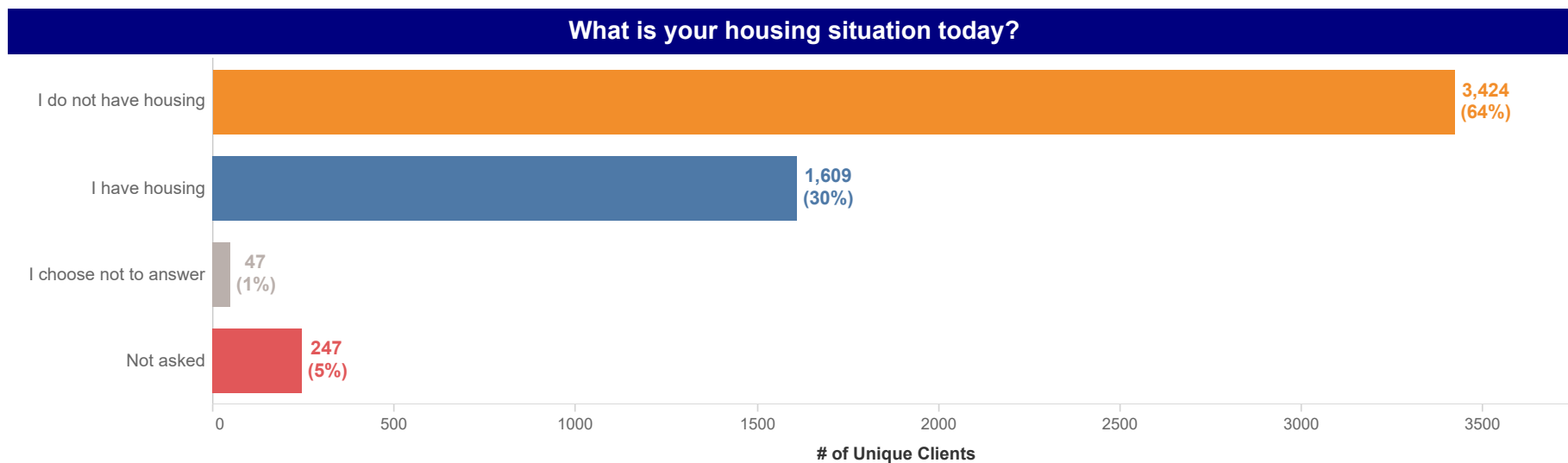
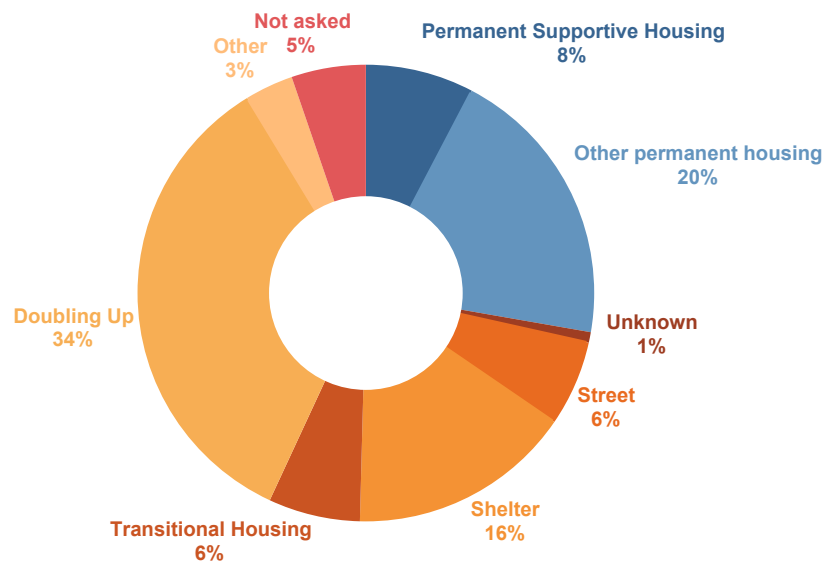


Housing Status (Jan 1, 2019 - Mar 31, 2019)



Of the 5,327 clients seen during the time period Jan 2019 to Mar 2019, 5,080 were asked the question "What is your housing situation today?" while 247 were never asked. This view includes the most recent response to the housing situation question where information was provided. When a client had multiple responses during the same visit, the worst response was selected.

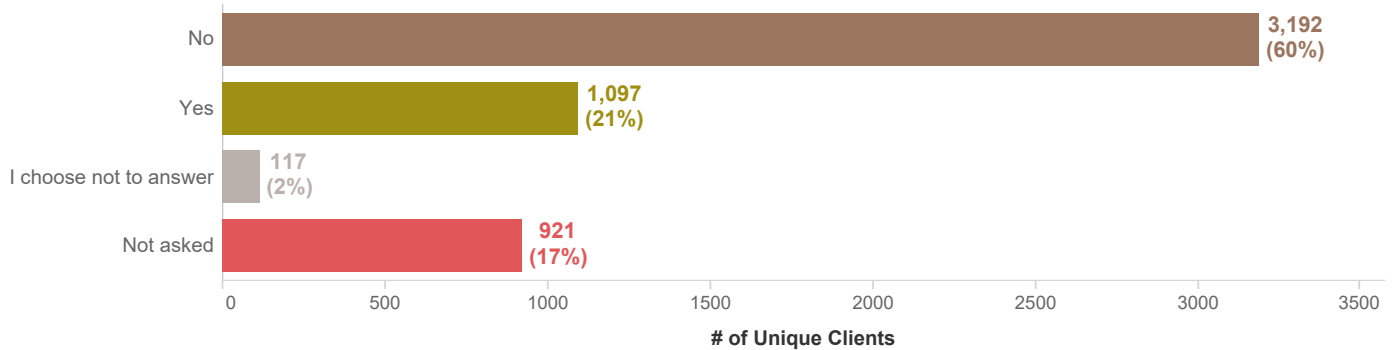
Where did you stay last night?



Of the 5,327 clients seen during the time period Jan 2019 to Mar 2019, 5,047 were asked the question "Where did you stay last night?" while 280 were never asked. This view includes the most recent response to this question where information was provided. When a client had multiple responses during the same visit, the worst response was selected.

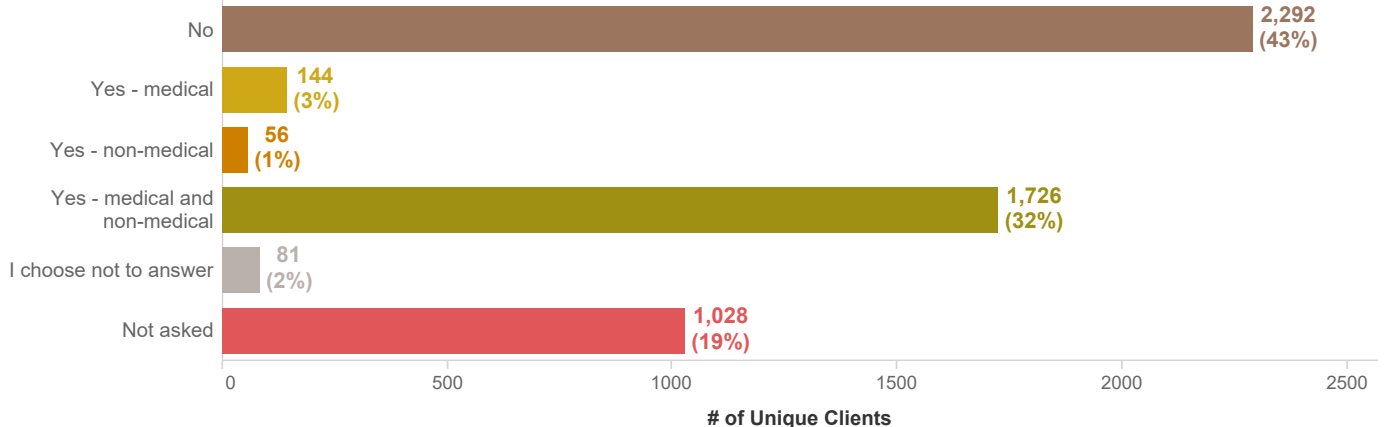
SDH Episodic Questions (Jan 1, 2019 - Mar 31, 2019)

Are you worried about losing your housing?



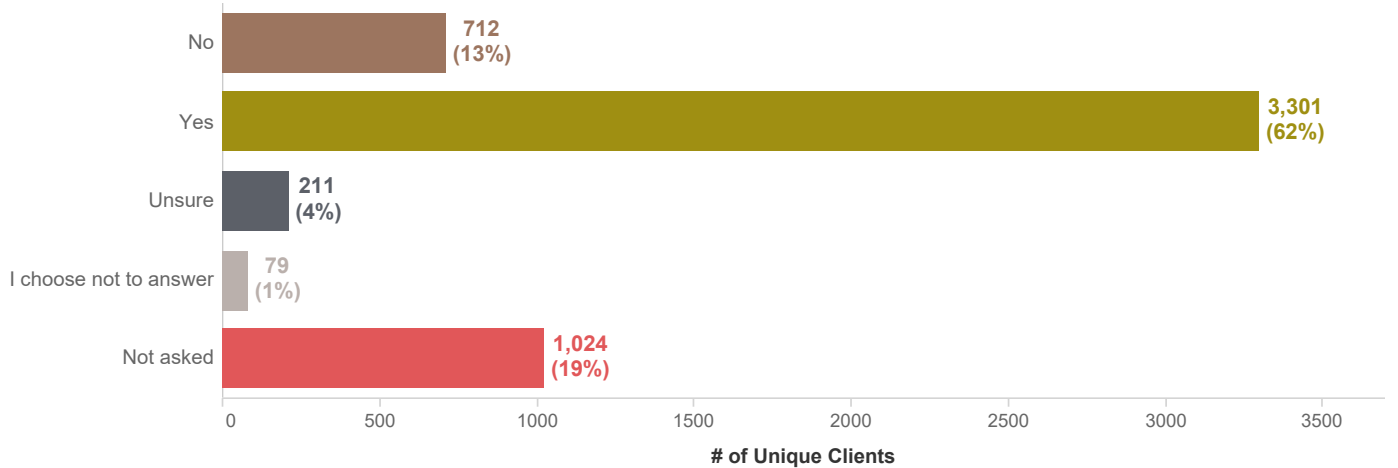
Of the 5,327 clients seen during the time period Jan 2019 to Mar 2019, 4,406 were asked the question "Are you worried about losing your housing?" while 921 were never asked. This view includes the most recent response to this question where information was provided. When a client had multiple responses during the same visit, the worst response was selected.

Has lack of transportation kept you from medical appointments, meetings, work, or from getting things needed for daily living?



Of the 5,327 clients seen during the time period Jan 2019 to Mar 2019, 4,299 were asked the question "Has lack of transportation kept you from medical appointments, meetings, work, or from getting things needed for daily living?" while 1,028 were never asked. This view includes the most recent response to this question where information was provided. When a client had multiple responses during the same visit, the worst response was selected.

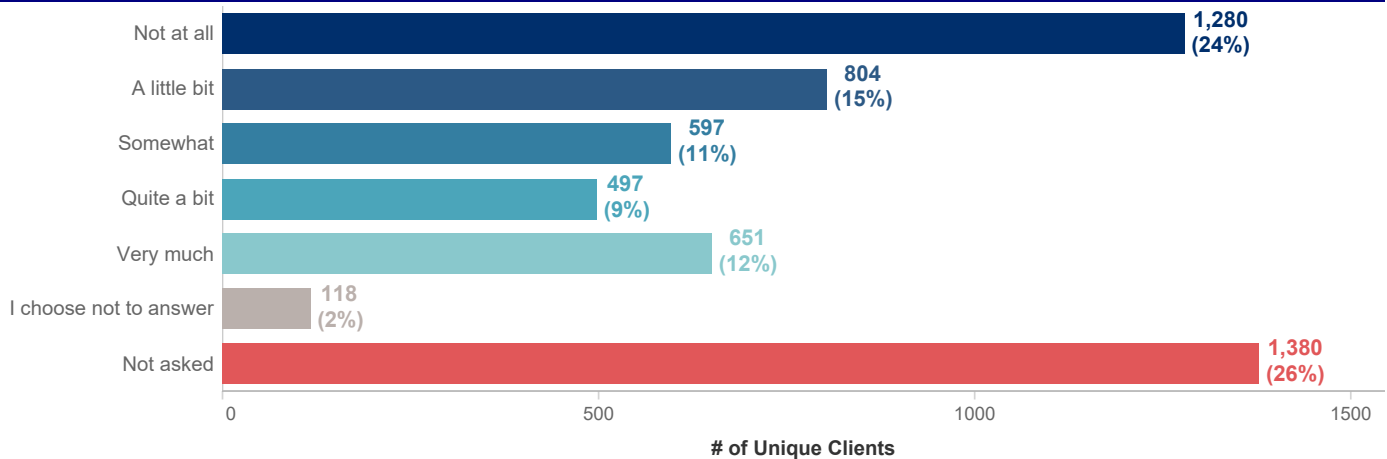
Do you feel physically and emotionally safe where you live?



Of the 5,327 clients seen during the time period Jan 2019 to Mar 2019, 4,303 were asked the question "Do you feel physically and emotionally safe where you live?" while 1,024 were never asked. This view includes the most recent response to this question where information was provided. When a client had multiple responses during the same visit, the worst response was selected.

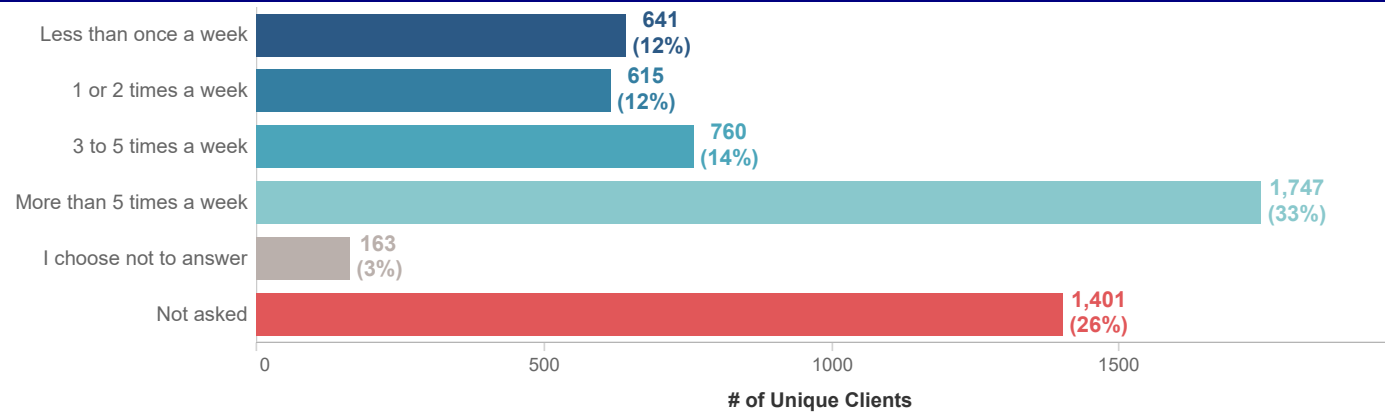
SDH 90-Day Questions (Jan 1, 2019 - Mar 31, 2019)

How stressed are you?



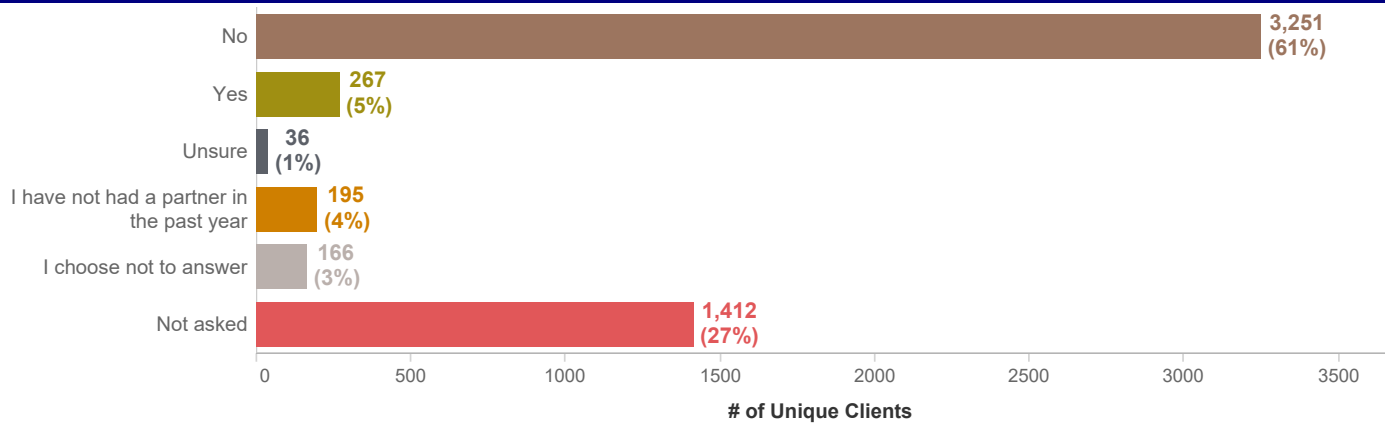
Of the 5,327 clients seen during the time period Jan 2019 to Mar 2019, 3,947 were asked the question "How stressed are you?" while 1,380 were never asked. This view includes the most recent response to this question where information was provided. When a client had multiple responses during the same visit, the worst response was selected.

How often do you see or talk to people that you care about and feel close to?



Of the 5,327 clients seen during the time period Jan 2019 to Mar 2019, 3,926 were asked the question "How often do you see or talk to people that you care about and feel close to?" while 1,401 were never asked. This view includes the most recent response to this question where information was provided. When a client had multiple responses during the same visit, the worst response was selected.

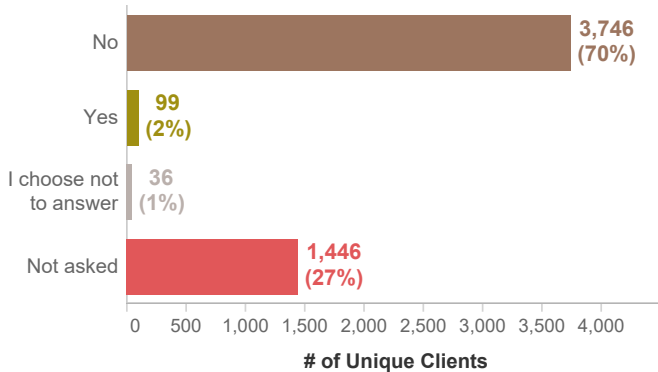
In the past year, have you been afraid of a partner, ex-partner?



Of the 5,327 clients seen during the time period Jan 2019 to Mar 2019, 3,915 were asked the question "In the past year, have you been afraid of a partner, ex-partner?" while 1,412 were never asked. This view includes the most recent response to this question where information was provided. When a client had multiple responses during the same visit, the worst response was selected.

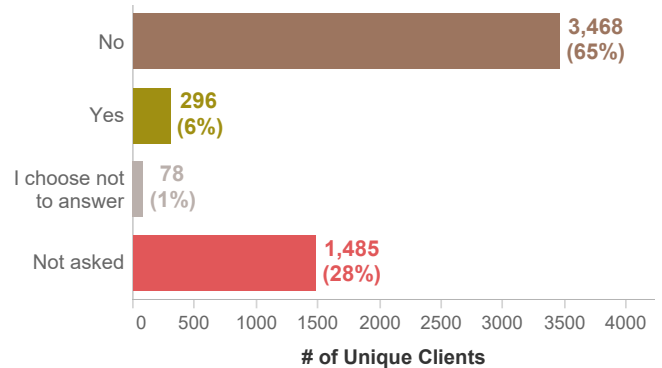
SDH Annual Questions (Jan 1, 2019 - Mar 31, 2019)

At any point in the last 2 years, has seasonal or migrant farm work been your or your family's main source of income?



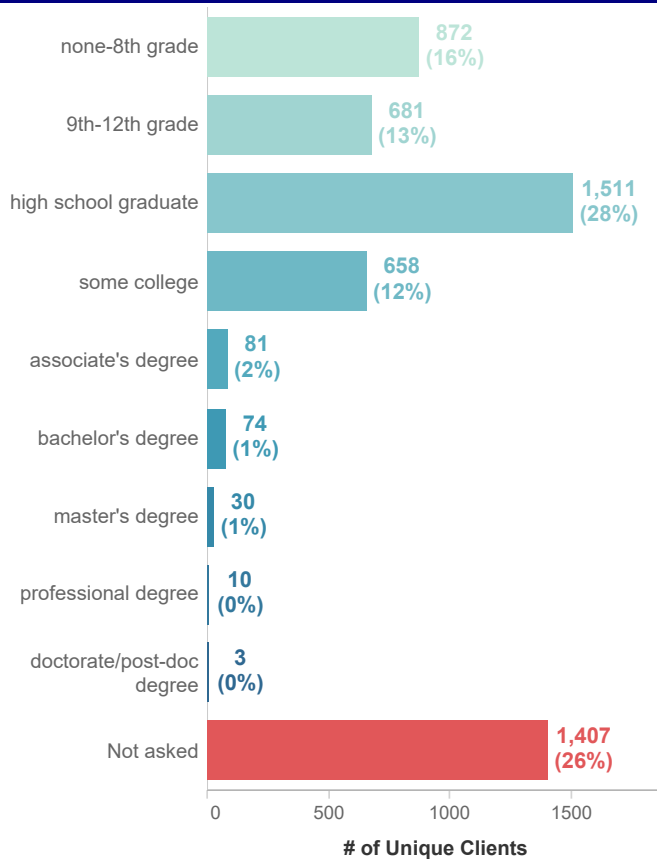
Of the 5,327 clients seen during the time period Jan 2019 to Mar 2019, 3,881 were asked the question "At any point in the last 2 years, has seasonal or migrant farm work been your or your family's main source of income?" while 1,446 were never asked. This view includes the most recent response to this question where information was provided. When a client had multiple responses during the same visit, the worst response was selected.

In the past year, have you spent more than 2 nights in a row in a jail, prison, detention center or juvenile correctional facility?



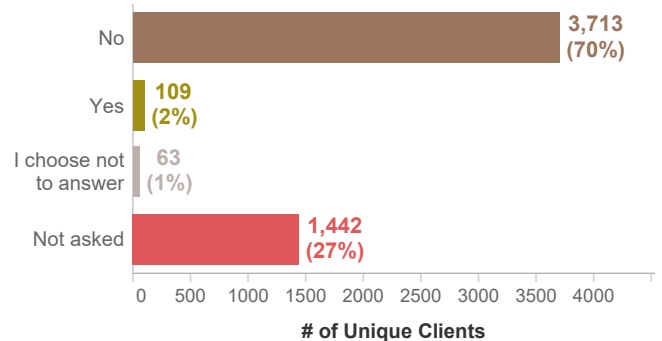
Of the 5,327 clients seen during the time period Jan 2019 to Mar 2019, 3,842 were asked the question "In the past year, have you spent more than 2 nights in a row in a jail, prison, detention center or juvenile correctional facility?" while 1,485 were never asked. This view includes the most recent response to this question where information was provided. When a client had multiple responses during the same visit, the worst response was selected.

What is the highest level of school that you have finished?



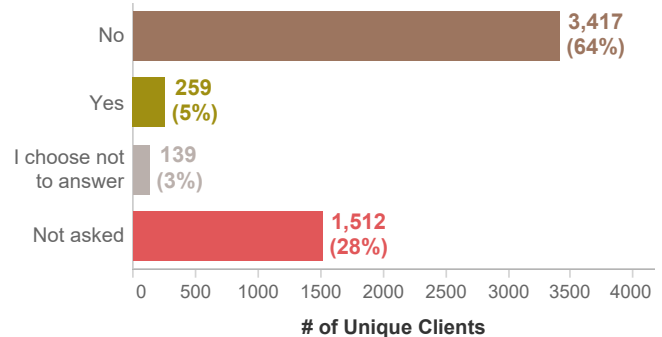
Of the 5,327 clients seen during the time period Jan 2019 to Mar 2019, 3,920 were asked the question "What is the highest level of school that you have finished?" as part of a baseline summary while 1,407 were never asked. This view includes the most recent response to this question where information was provided. When a client had multiple responses during the same visit, the worst response was selected.

Have you been discharged from the armed forces of the US?



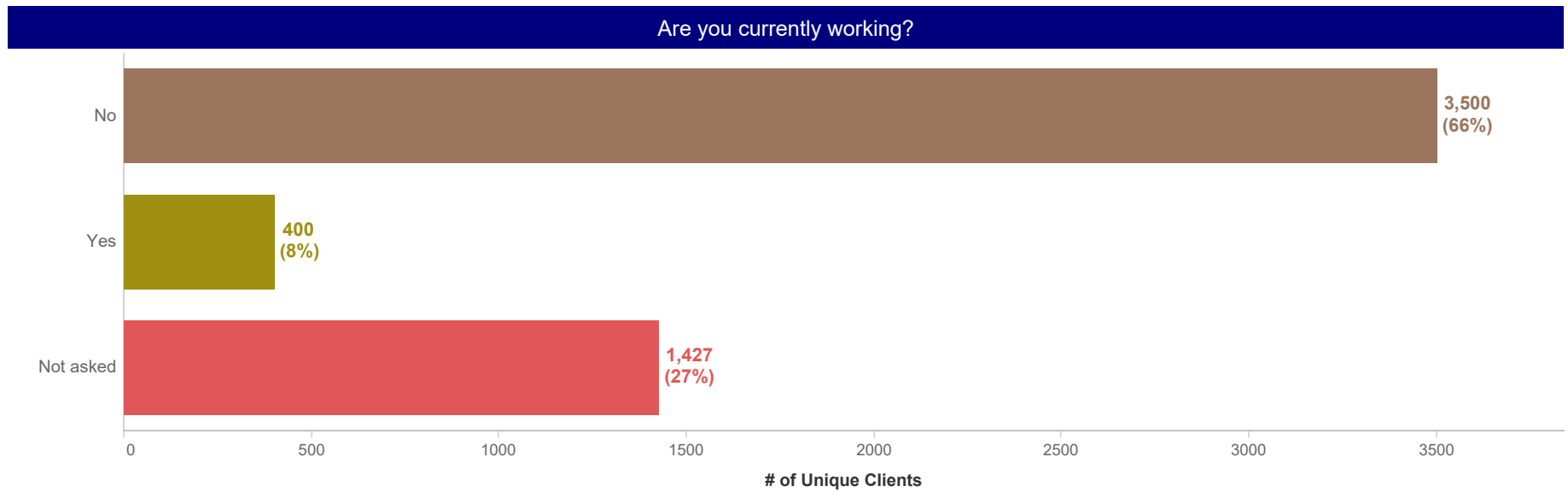
Of the 5,327 clients seen during the time period Jan 2019 to Mar 2019, 3,885 were asked the question "Have you been discharged from the armed forces of the US?" while 1,442 were never asked. This view includes the most recent response to this question where information was provided. When a client had multiple responses during the same visit, the worst response was selected.

Are you a refugee?



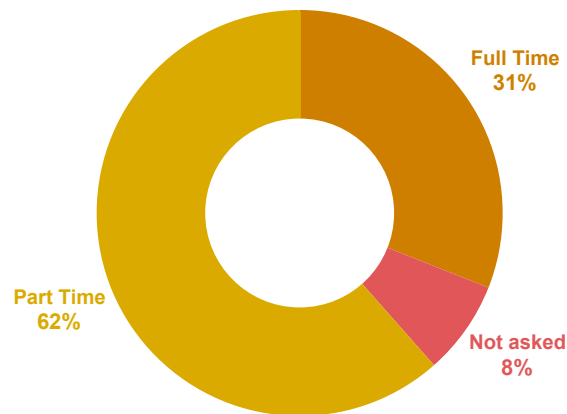
Of the 5,327 clients seen during the time period Jan 2019 to Mar 2019, 3,815 were asked the question "Are you a refugee?" while 1,512 were never asked. This view includes the most recent response to this question where information was provided. When a client had multiple responses during the same visit, the worst response was selected.

Work Status (Jan 1, 2019 - Mar 31, 2019)



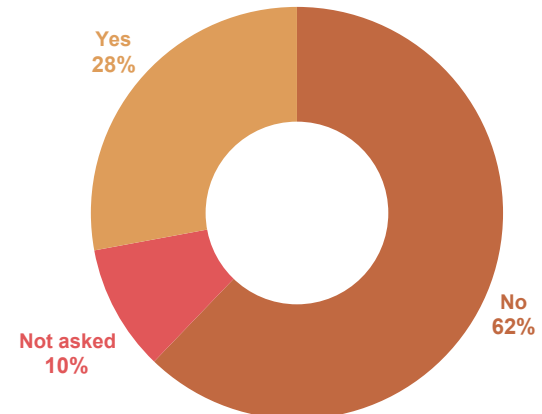
Of the 5,327 clients seen during the time period Jan 2019 to Mar 2019, 3,900 were asked the question "Are you currently working?" while 1,427 were never asked. This view includes the most recent response to this question where information was provided. When a client had multiple responses during the same visit, the worst response was selected.

What is your current work situation?



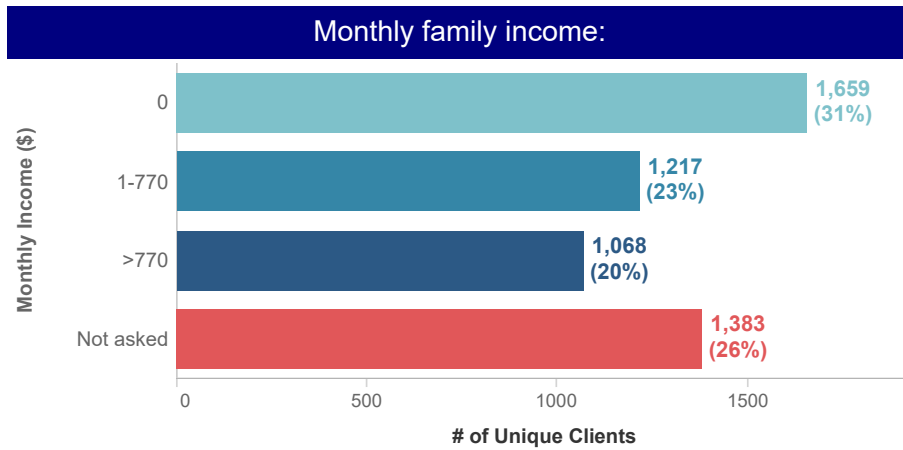
Of the 400 clients who most recently responded "yes" to the question "Are you currently working?", 370 were then asked the question "What is your current work situation?" while 30 were not asked.

Are you seeking work?

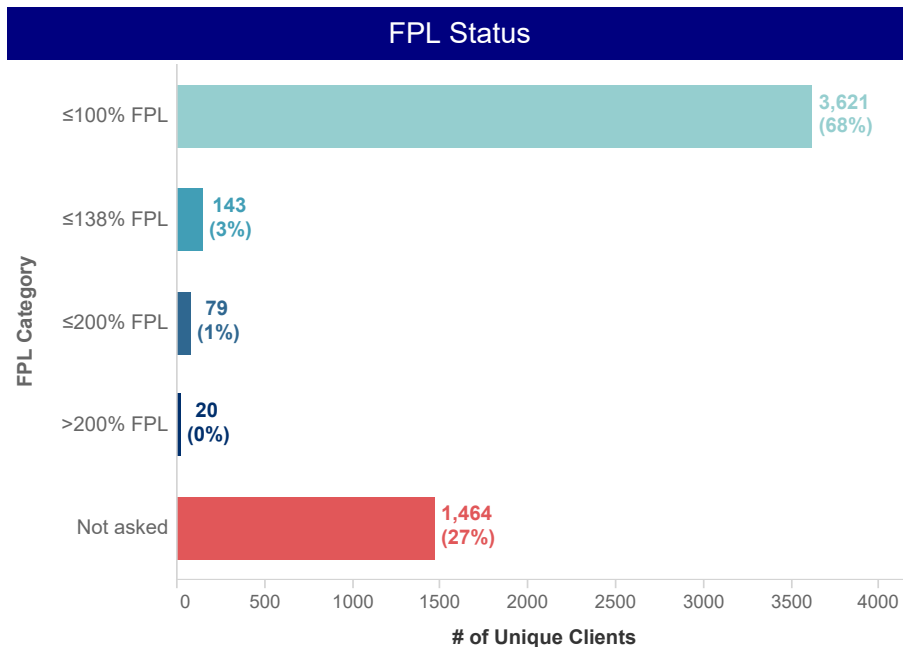


Of the 3,500 clients who most recently responded "no" to the question "Are you currently working?", 3,153 were then asked the question "Are you seeking work?" while 347 were not asked.

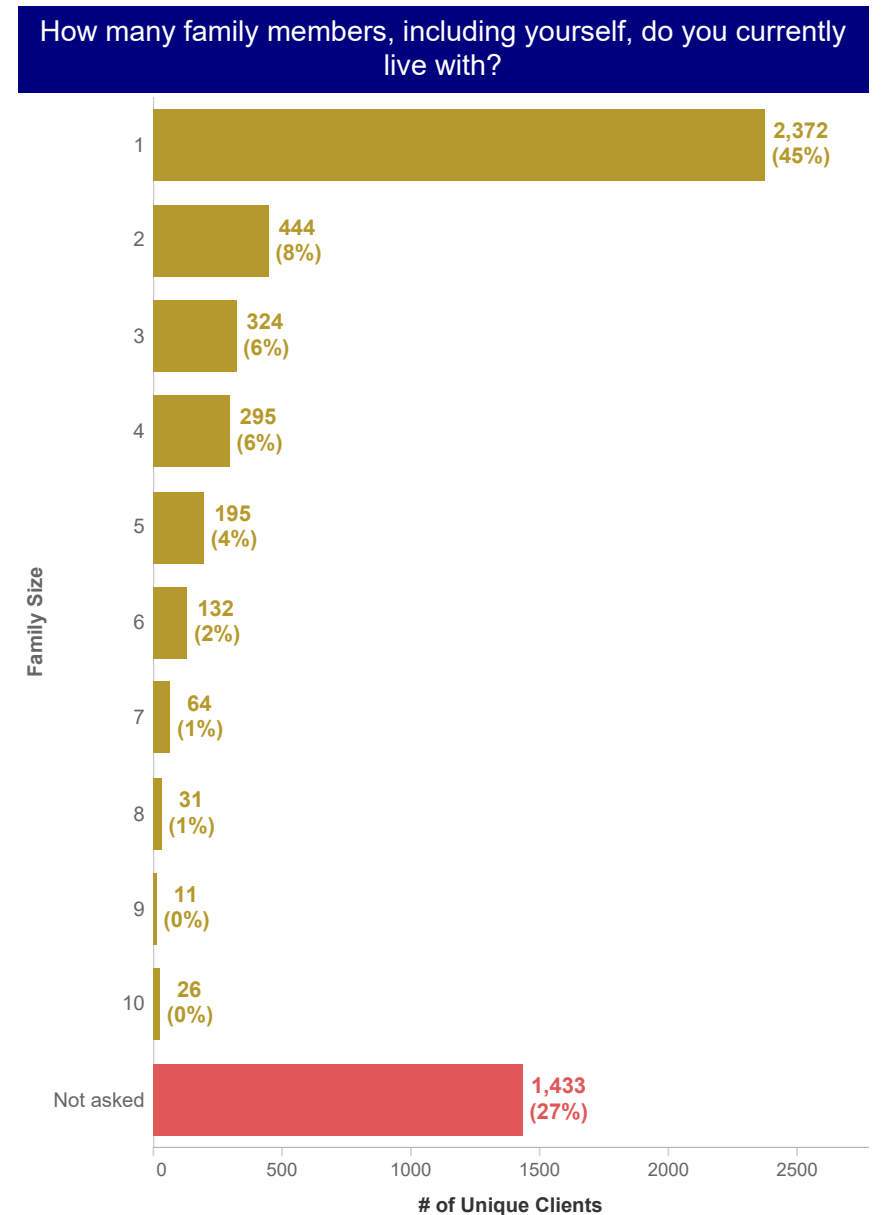
Family Size and Monthly Family Income (Jan 1, 2019 - Mar 31, 2019)



Of the 5,327 clients seen during the time period Jan 2019 to Mar 2019, 3,944 were asked the question "Monthly family income:" while 1,383 were never asked. This view includes the most recent response to this question where information was provided. When a client had multiple responses during the same visit, the worst response was selected.

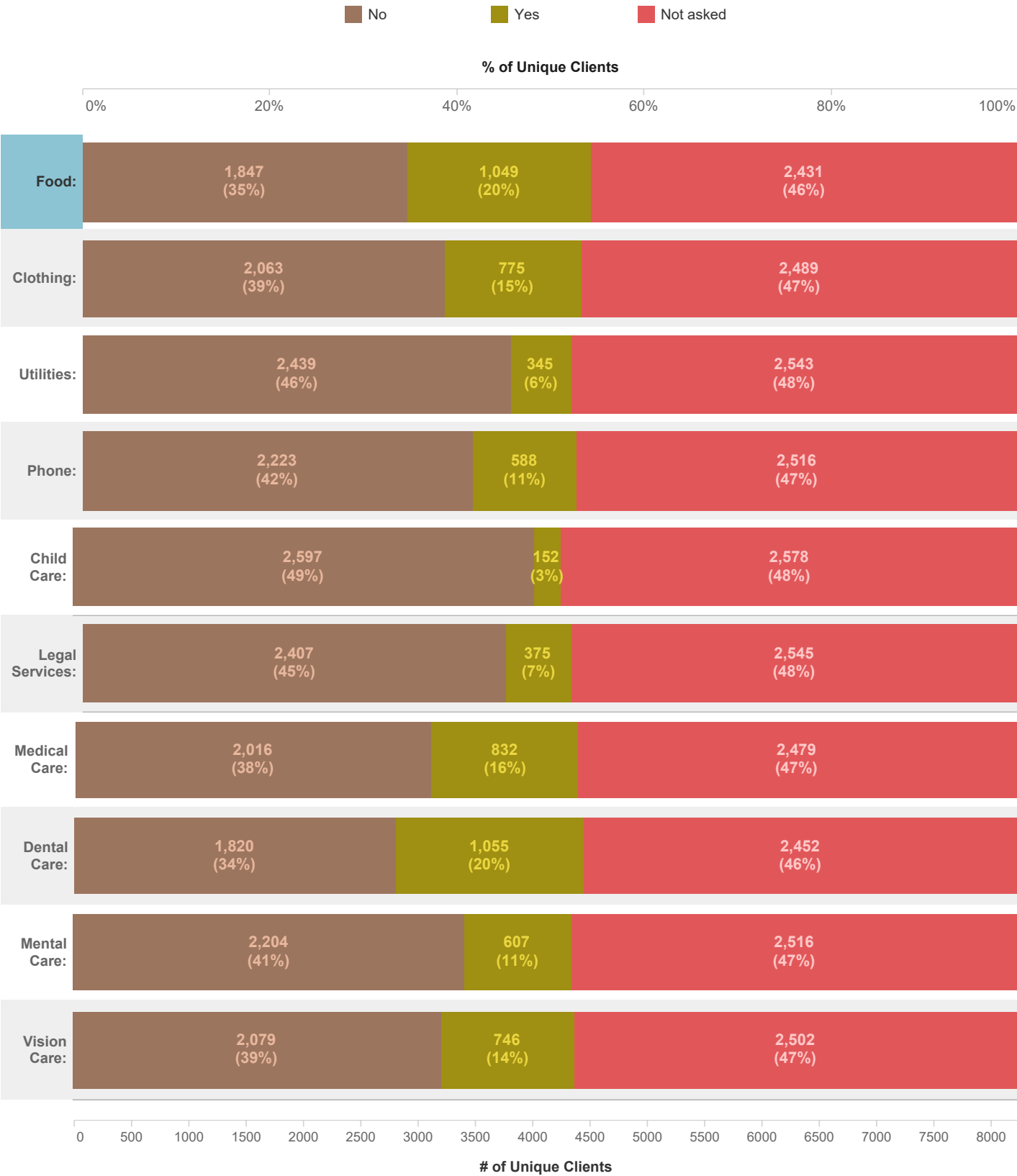


Of the 5,327 clients seen during the time period Jan 2019 to Mar 2019, 3,863 were asked both "Monthly family income:" and "How many family members, including yourself, do you currently live with?" while 1,464 were not asked one or both questions. FPL category was calculated off the most recent response where information was provided for both questions.



Of the 5,327 clients seen during the time period Jan 2019 to Mar 2019, 3,894 were asked the question "How many family members, including yourself, do you currently live with?" while 1,433 were never asked. This view includes the most recent response to this question where information was provided. When a client had multiple responses during the same visit, the worst response was selected.

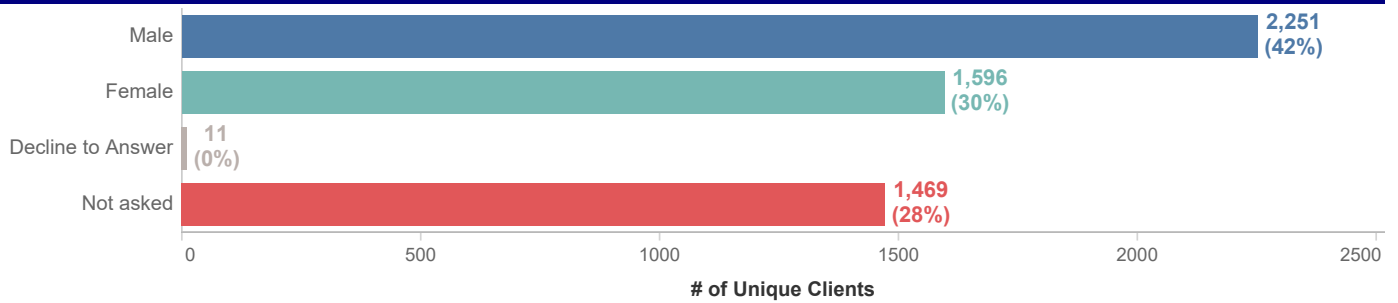
In the past year, have you / any family members you live with been unable to get any of the following when it was needed? (Jan 1, 2019 - Mar 31, 2019)



5,327 clients were seen during the time period of Jan 1, 2019 to Mar 31, 2019. This view includes the most recent response for each item listed under the question "In the past year, have you/any family members your live with been unable to get any of the following when it was needed?". When a client had multiple responses during the same visit, the worst response was selected. Clients who were never asked about a listed item were classified as "Not asked".

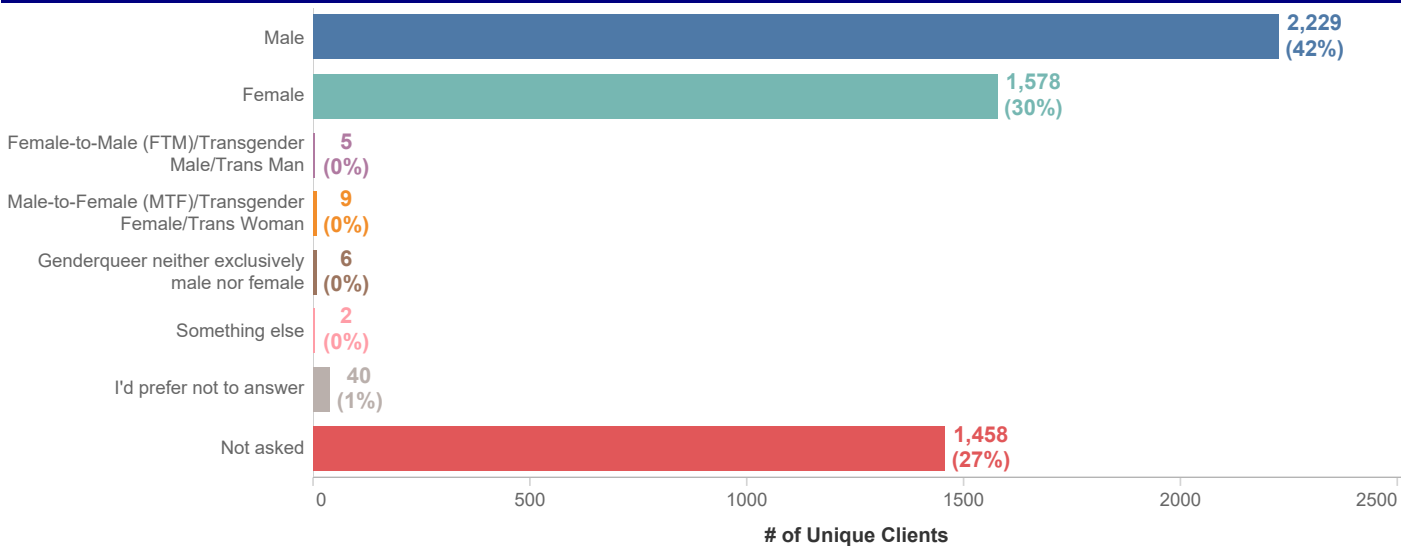
Gender Identity and Sexual Orientation (Jan 1, 2019 - Mar 31, 2019)

What sex were you assigned at birth on your original birth certificate?



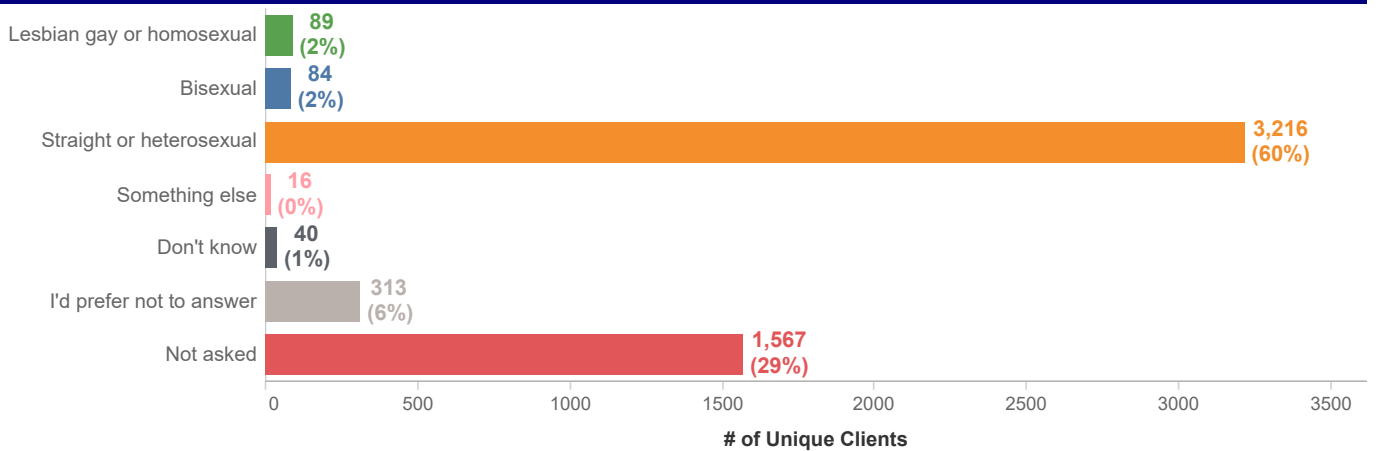
Of the 5,327 clients seen during the time period Jan 2019 to Mar 2019, 3,858 were asked the question "What sex were you assigned at birth on your original birth certificate?" while 1,469 were never asked. This view includes the most recent response to this question where information was provided. When a client had multiple responses during the same visit, both responses were included.

Gender you identify as:



Of the 5,327 clients seen during the time period Jan 2019 to Mar 2019, 3,869 were asked the question "Gender you identify as:" while 1,458 were never asked. This view includes the most recent response to this question where information was provided. When a client had multiple responses during the same visit, both responses were included.

Do you consider yourself:



Of the 5,327 clients seen during the time period Jan 2019 to Mar 2019, 3,758 were asked the question "Do you consider yourself:" while 1,569 were never asked. This view includes the most recent response to this question where information was provided. When a client had multiple responses during the same visit, both responses were included.